





Reihe: «Lernen ist Licht» 14  
Rêze : «Wendene roştî ya»

DEUTSCH - KÎRMANCKÎ

WÖRTERSCHÄTZE 5  
XÎZNAYA ÇEKUYAN

*Obst 1*  
mêwe 1

Alan DÎLPAK  
Lerzan JANDÎL

Projekt:

*Zweisprachiges Lernmaterial*  
Materîyalê musayîşî yo dizonkî

*Dieses Lernmaterial entstand im Rahmen des Projektes „Zweisprachiges Lernmaterial“ in Kooperation vom Institut für Sprache und Kultur der Kirmanc (Zaza) - IKK e. V., dem kurdischen Elternverein e.V. YEKMAL-Berlin und den Autoren.*

No materîyalê banderîye hetê Înstîtûtê Ziwan û Kulturê Kirmancî (Zaza) - ÎKK e. V.yî, jutîya malbatanê Kurdî YEKMAL -Berlîn û niviskaran çerçeweyê projekta „**Materîyalê musayişî yo dizonki**“ de amê weşannayene.

Layout/toşeyê rîpelan : Alan Dilpak/Lerzan Jandîl

Druck/çapxane : Concept  
Medien & Druck Berlin

1. Auflage/çapê juyîne : Dezember/Çelewo Qij 2016

Adresse/adres:

Das Institut für Sprache und Kultur der Kirmanc (Zaza) - IKK e. V.  
c/o Yekmal e.V.

Waldemarstr. 57, 10997 Berlin

Tel.: +49/30/616 25 848

Fax.: +49/30/616 25 849

© 2017

ISBN: 978-3-944927-07-7

*Copyright der 1. Auflage in Berlin liegt bei dem Institut für Sprache und Kultur der Kirmanc (Zaza) - IKK e. V. und den Autoren.*

Mafê çapê juyîne Berlîn de yê Înstîtûtê Ziwan û Kulturê Kirmancî (Zaza) - IKK e. V. û niviskaran o.

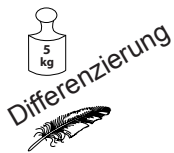
## VORWORT

Liebe Kollegin, lieber Kollege,

Sie haben sich für dieses Unterrichtsmaterial entschieden und wir möchten Ihnen kurz etwas zur Entstehung und Gebrauch sagen.

Dieses Material entstand während einer Lehrtätigkeit an einer Schule mit multikulturellen Klassen und Schülern mit sehr unterschiedlichen deutschen Sprachkenntnissen.

Je nach Vorgeschichte sind Konzentration und Lernmotivation sowie Lerntempo der Schüler sehr unterschiedlich. Gerade diese Schüler benötigen viel Zuwendung und Engagement der Lehrkraft. Die Ansprüche an uns sind folglich sehr hoch. Dieses Material soll Hilfe und Erleichterung bei einer sehr intensiven Vorbereitung und die Möglichkeit vielfältiger Differenzierung bieten.



Die Arbeitsbögen einer Einheit können kontinuierlich oder selektiv unmittelbar hintereinander oder in größeren Zeitabständen eingesetzt werden. Die Kennzeichnung des Schwierigkeitsgrades (schwer = Gewicht, leicht = Feder) stellt eine Hilfe dar.

Die Nummerierung der Arbeitsbögen ist Ihnen überlassen, da Sie über Einsatz und Reihenfolge selbst entscheiden können. Ihre Schüler tragen die Seitenzahl auf dem Bogen ein.

Das Material kann sowohl im Bereich der deutschen Sprache (Wortschatzbildung, Rechtschreibung und Lesen), als auch im Sachunterricht eingesetzt werden.

Jeder Mappe liegt eine Liste der geübten Wörter mit Übersetzung in Kirmanckî (Zaza) und Kurmancî bei.

Wir würden uns freuen, wenn Sie uns Ihre Vorschläge, Wünsche oder auch Kritik mitteilen würden. Wir werden versuchen, das Material Ihren Wünschen entsprechend zu verbessern.

Wir wünschen Ihnen und Ihren Schülern viel Spaß und Erfolg!

Alan DÎLPAK  
Lerzan JANDÎL

## VERVATE

Hevala mamosteye, hevalo mamoste,

ti bi nê materîyalê banderîye qayîl bîya û ma wazenîme bi kilmîye xebetnayena nê materîyalî ser ro haydarîye bidîme to.

No materîyal kêrê xiznaya çekuyanê Kirmanckî yê taybetîyan êno. Şagirt her 12 namayan, angorê nîşananê dîyarkerdeyan, nas keno û museno.

Konsentrasîyon, motîvasîyon û tempoyê şagirtan angorê verhêkêta înan jubînî ra zaf cîya rê. Seba naye kî pêwîstîya nê şagirtan bi balkêşî û angajmanê pedagogan est a. Na waştene ma ser ro giran a. No materîyal hem amade kerdişêde întesîvî de hetkarî û rehetîye, hem kî îmkananê cîyayan dano.

Ma bi xebetnayena tayê nîşanan waşt, ke musayene bi nê pirtukî tayêna bibo asanêrî. Pirtuk hetê metodî ra hênî amo amade kerdene, ke wa wendox bişikîyo bi nê materîyalî xoser bixebetîyo.



Seba ke mordem rind şoro ser û rast binivisno, tayê banderî û xaçepersî kî amê amade kerdene. Tayê kaxitê banderîyan, zê numreyê 2 û 3yî bi di dereceyanê giraniye amê viraştene. Zê hetkarîye di nîşanê zorîye, giran û sivik, amê dîyar kerdene. Coka, seba her 12 çekuyan, bê kaxitanê banderîye yê dîyarkerdeyan, seba musayene des kaxitê banderîye kî est ê.

Kaxitê banderîyan yê beşê serbixoyî şîkînê tê dime ya bi awayêde weçînite juver, ya kî her demo ke mordem biwazo, bêrê gurênayene.

Şima şîkînê kaxitanê banderîyan bi xo numre bikerê û înan ca û demo ke şima wazenê de bigurêne.


No materîyal hem warê zonê Kirmanckî de (ava kerdena xiznaya çekuyan, rastnivis û wendene) û hem kî dersanê bînan de îmkananê musayene dano.


Seke êno zanitene, tayê vatenî tayê cayan de bi awayêde cîya êne re zon. Seba naye kî, nameyê nîgaran pêroyê ke banderîyan de derbaz benê, zê ferhengokê pêynîya pirtukî de amê çapkerdene. Seba ke xebat de têmîyanîye mevejîyo, gere pedagog nê ferhengokî bikero binge û angorê nê şoro.

Nîşano ke 😊 corê rîpelan amo ronayene, seba wendox û pedagogan o.

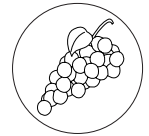
Ma do zaf bibîme kêfweş, eke şima ma derheqê pêşnîyaz, waştên û rexneyanê xo de bikerê haydar. Ma do waştên û pêşnîyazanê şima çapê neweyî de bigêrîme çiman ver. Ma wendoxan rê musayenêde zereweşe wazenîme!

Alan DÎLPAK  
Lerzan JANDÎL

 Male das Obstmandala aus! / Mandalaya mêweyî birengne!



Name:	Thema:	Datum:
Klasse:	Obst	1



Ordne den Namen die Nummern der Bilder zu!  
Ergänze die Namen des Obstes! Vergiss den Artikel nicht!

- die Zitrone
- die Birne
- die Weintraube
- der Apfel
- die Kirsche
- die Pflaume

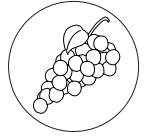
- die Feige
- die Banane
- der Granatapfel
- die Orange
- der Pfirsich
- die Quitte

The circular worksheet is divided into 12 segments, each containing a fruit illustration and a partially written German name for identification. The segments are numbered 1 through 12:

- 1: der \_ \_ \_
- 2: die \_ \_ \_
- 3: der \_ \_ \_
- 4: die \_ \_ \_
- 5: die \_ \_ \_
- 6: die \_ \_ \_
- 7: die \_ \_ \_
- 8: die \_ \_ \_
- 9: die \_ \_ \_
- 10: die \_ \_ \_
- 11: die \_ \_ \_
- 12: die \_ \_ \_



name:	tema:	dem:
sinife:	mêwe	1



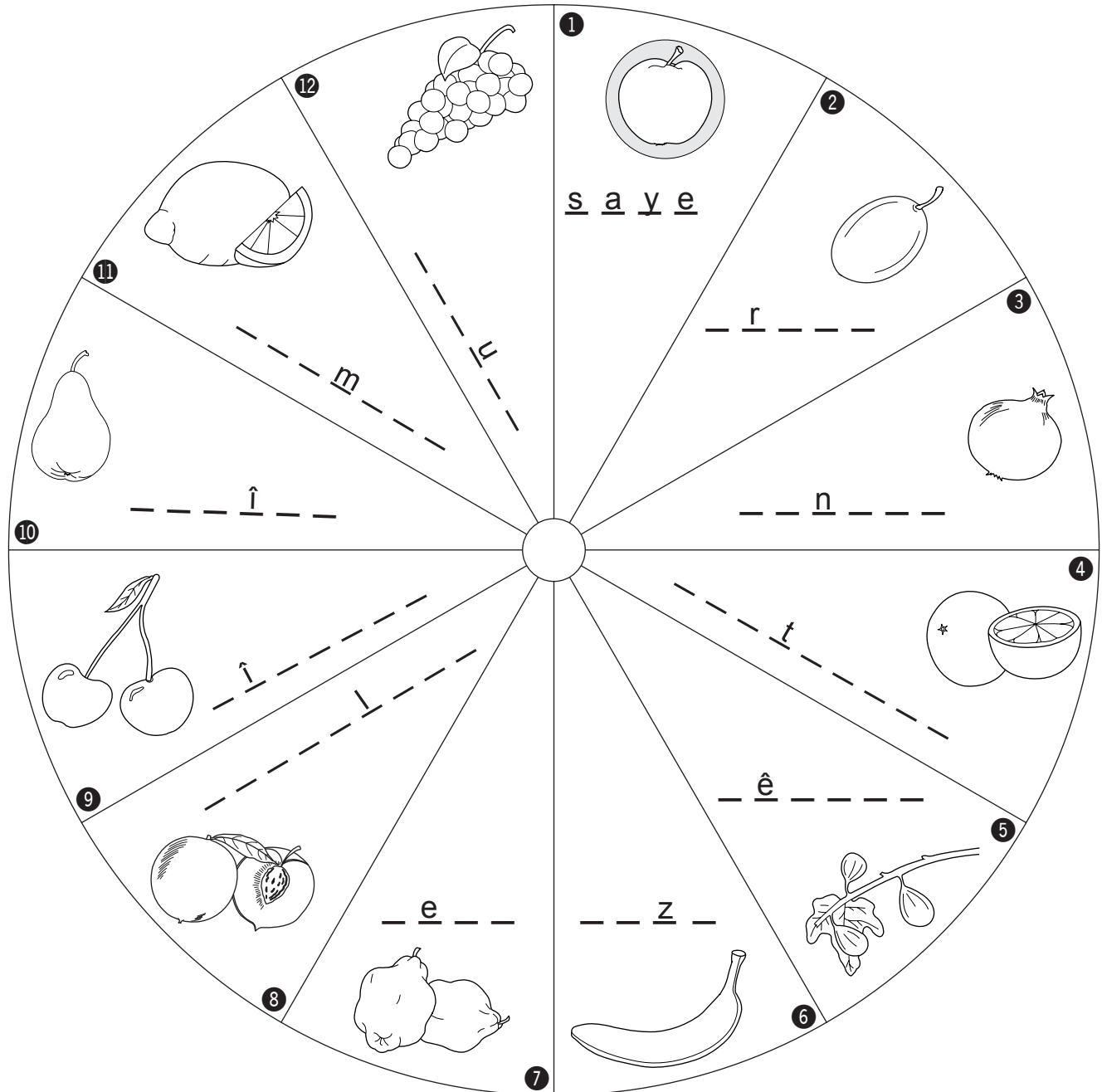
Numreyanê nîgaran zereyê çenberanê verê nameyanê înan de binivisne!

▲ nêrî  
■ makekî

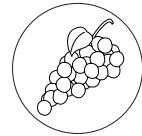
Nameyanê mêweyî yê binê nîgaran bike tamam!


- leymune
- murîye
- engure
- saye
- gîlyaze
- êruge

- hêjîre
- muze
- henare
- porteqale
- şeftalîye
- beye



Name:	Thema:	Datum:
Klasse:	Obst	1



 **Schreibe die Namen des Obstes! Vergiss den Artikel nicht!**  
**Achte auf die Großschreibung der Nomen!**

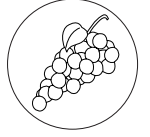
▲ der  
 ■ die  
 ● das



1	der Apfel
2	
3	
4	
5	
6	

7	
8	
9	
10	
11	
12	

name:	tema:	dem:
sinife:	mêwe	1

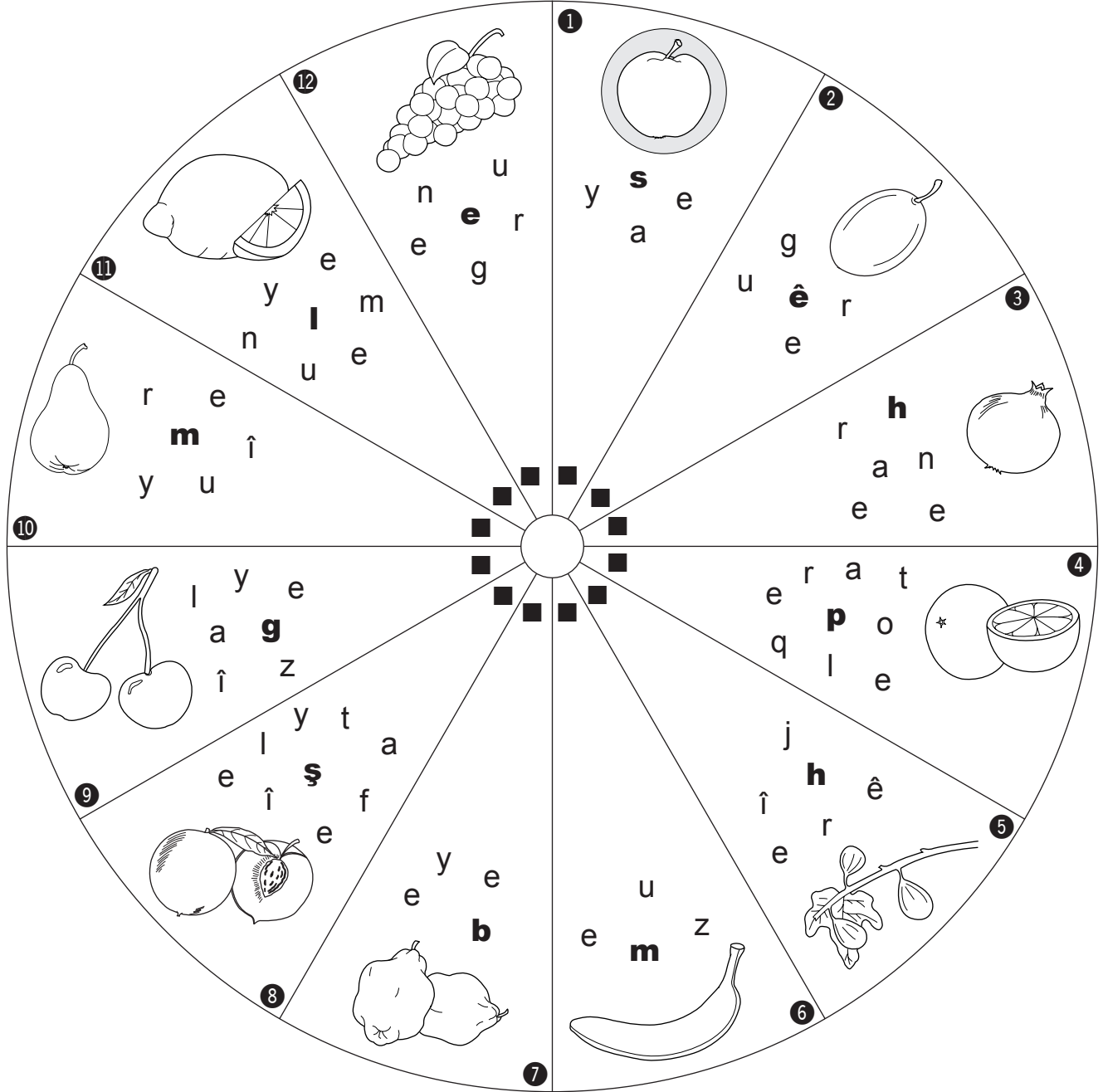


Nemeyanê mêweyî bi herfanê tēmîyananê binê nîgaran zereyê çerçeweyanê verê numreyanê nîgaran de raşt binivisne!

▲ nêrî  
■ makekî



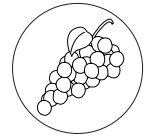
Nameyî bi herfanê rengtarîyan dest kenê ci.




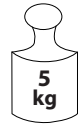
1	saye
2	
3	
4	
5	
6	

7	
8	
9	
10	
11	
12	

Name:	Thema:	Datum:
Klasse:	Obst	1



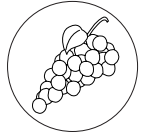
 **Schreibe die Namen des Obstes! Vergiss den Artikel nicht!**  
**Achte auf die Großschreibung der Nomen!**



1	der Granatapfel
2	
3	
4	
5	
6	

7	
8	
9	
10	
11	
12	

name:	tema:	dem:
sinife:	mêwe	1

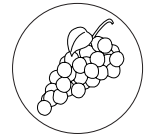


*Bi herfanê tēmîyananê binê nîgaran nameyanê mêweyî zereyê çerçeweyanê verê numreyanê nîgaran de raşt binivisne!*

1	henare
2	
3	
4	
5	
6	

7	
8	
9	
10	
11	
12	

Name:	Thema:	Datum:
Klasse:	Obst	1



**Schreibe die Namen des Obstes! Vergiss den Artikel nicht!**  
**Achte auf die Großschreibung der Nomen!**

▲ der  
 ■ die  
 ● das



**Die Zahlen in den Bilderrahmen geben dir die Anzahl der Buchstaben des gesuchten Wortes an.**

Pflaume - Weintraube - Apfel - Zitrone - Granatapfel - Birne - Orange - Kirsche - Pfirsich - Feige - Banane - Quitte

6

1

die Orange

6

2

7

3

7

4

5

5

5

6

10

7

7

8

11

9

5

10

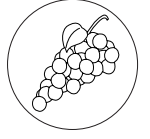
8

11

6


12

name:	tema:	dem:
sinife:	mêwe	1



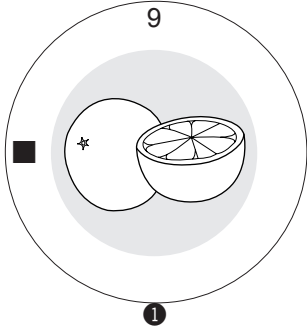
 Nameyanê mêweyî zereyê çerçeweyanê binê nîgaran de binivisne!

▲ nêrî  
■ makekî

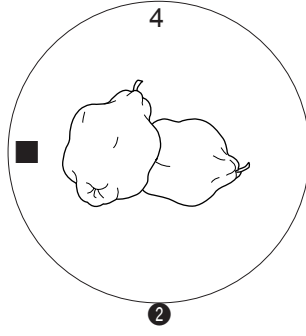
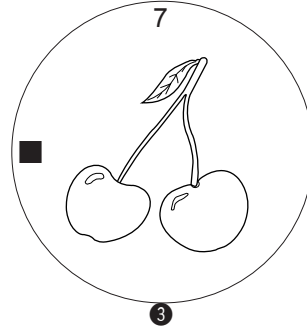
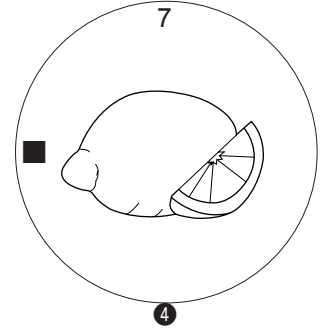
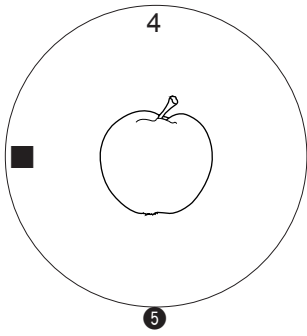
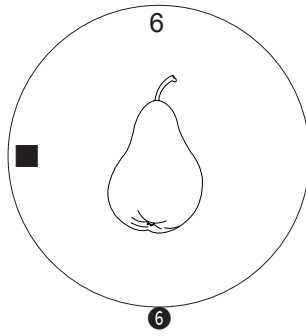
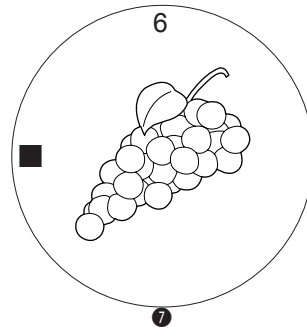
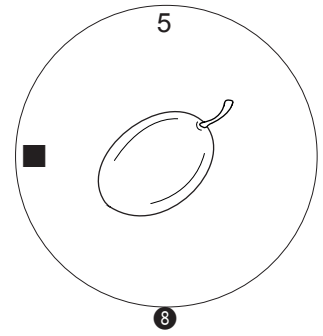
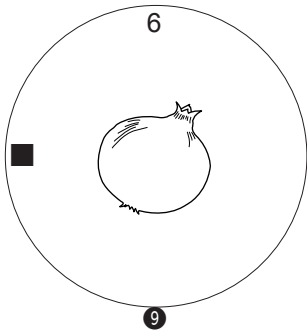
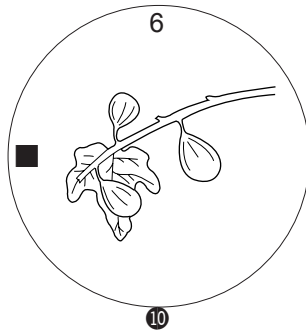
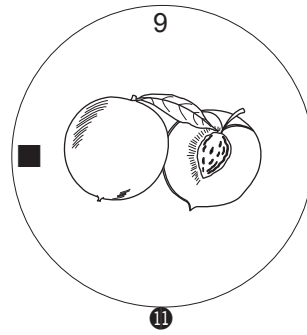
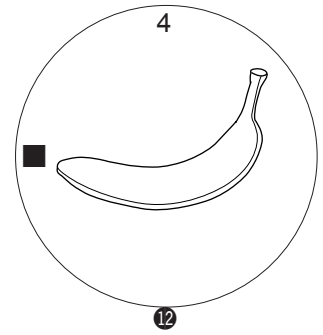
 Reqemê zereyê çerçeweyanê nîgaran, seba hetkarîye, humara herfanê nameyan danê to.



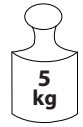
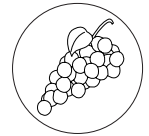
saye - êruge - henare - henare - porteçale - çetaliye - muzê - beye - hêjire - gilyaze - murîye - leymane - engure



porteçale

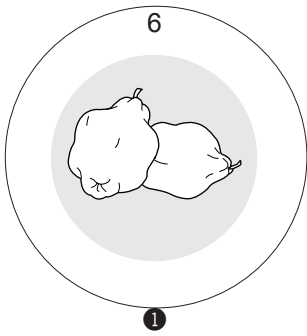












Name:	Thema:	Datum:
Klasse:	Obst	1

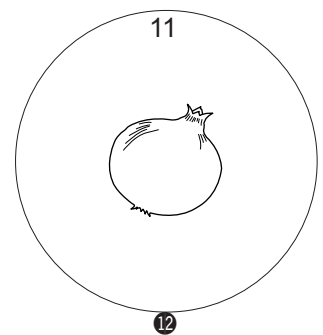
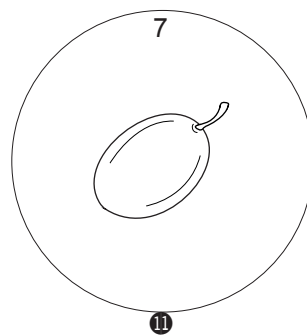
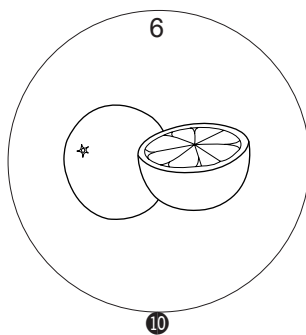

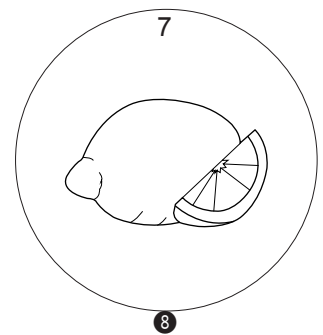
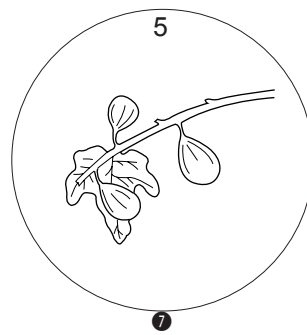
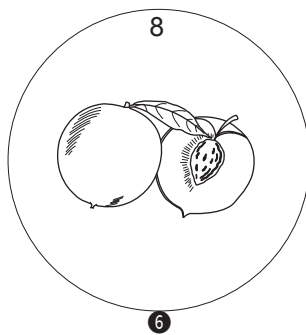
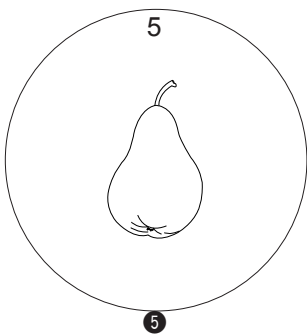
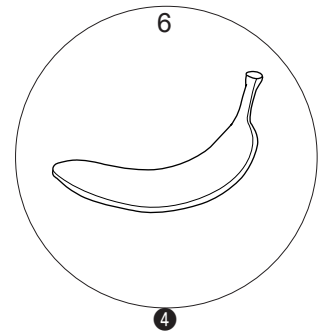
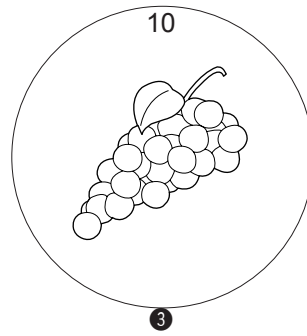
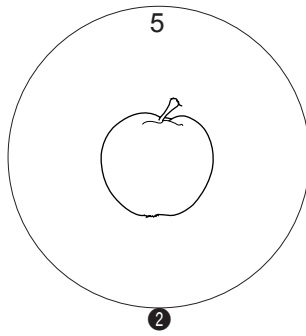


**Schreibe die Namen des Obstes! Vergiss den Artikel nicht!**  
**Achte auf die Großschreibung der Nomen!**

**Die Zahlen in den Bilderrahmen geben dir die Anzahl der Buchstaben des gesuchten Wortes an.**

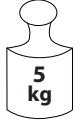
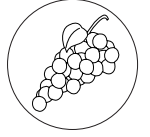


die Quitte



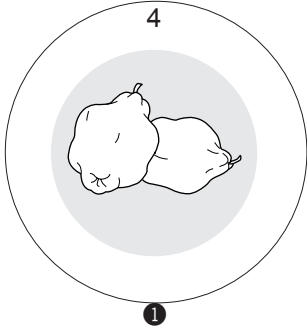


name:	tema:	dem:
sinife:	mêwe	1

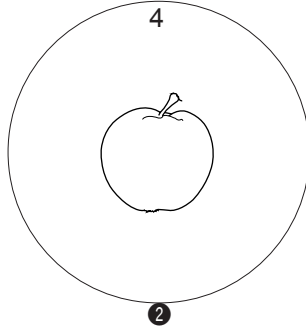
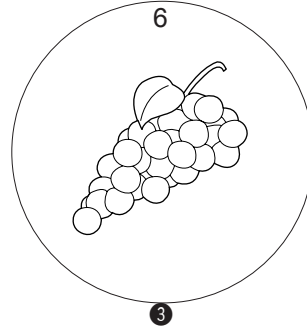
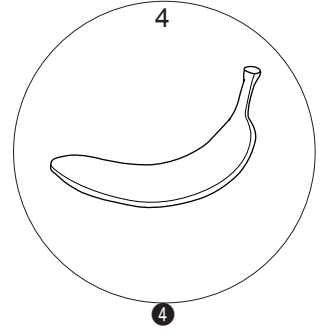
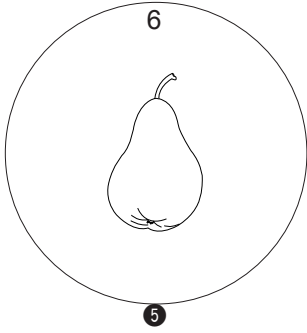
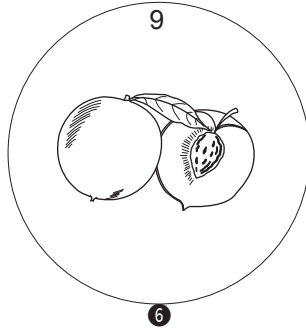
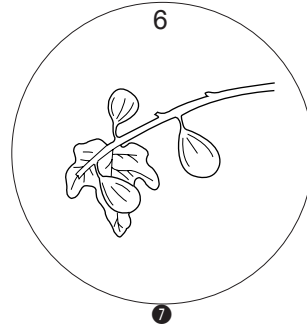
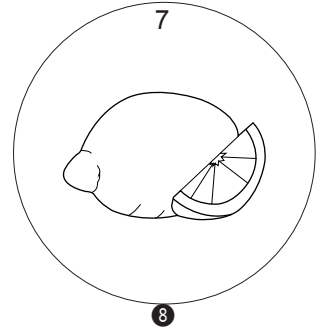
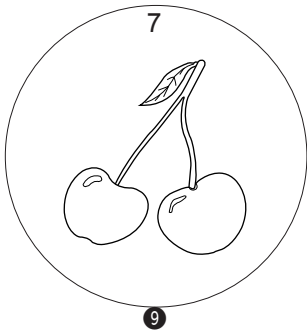
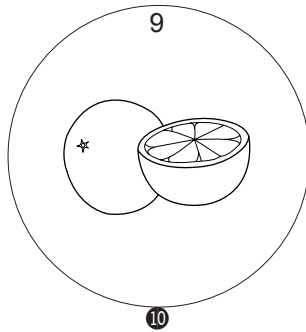
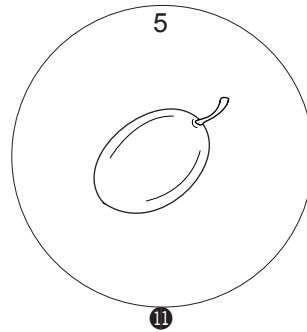
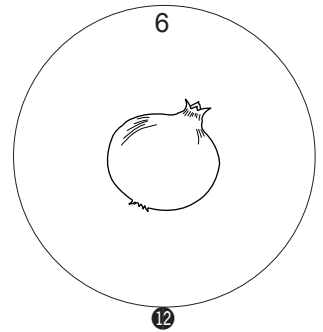


Nameyanê mêweyî zereyê çerçeweyanê binê nîgaran de binivisne!

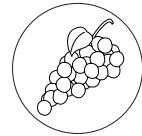
Reqemê zereyê çerçeweyanê nîgaran, seba hetkarîye, humara herfanê nameyan danê to.




beye

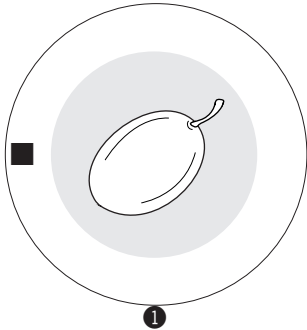












Name:	Thema:	Datum:
Klasse:	Obst	1



 **Ergänze die Namen des Obstes! Vergiss den Artikel nicht!**  
**Achte auf die Großschreibung der Nomen!**

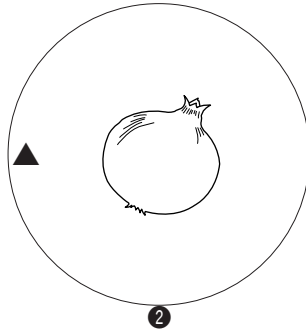
▲ der  
 ■ die  
 ● das



1

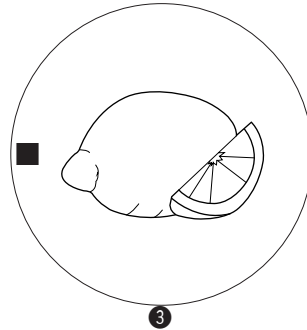
die

P f l a u m e



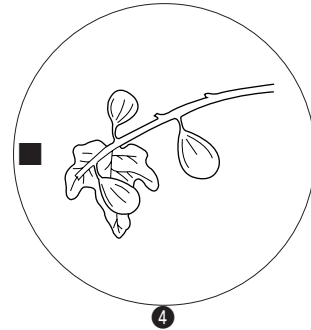
2

  n  



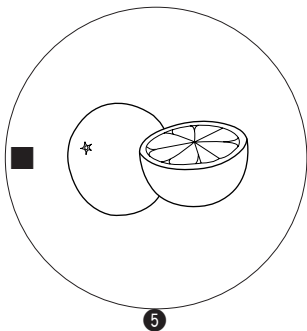
3

  t  



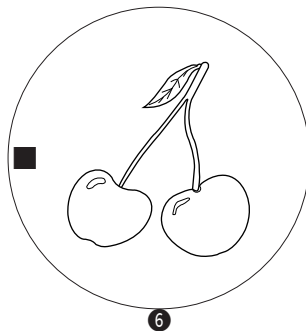
4

  e  



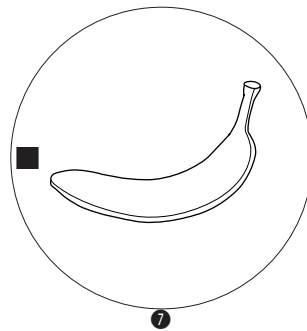
5

  g  



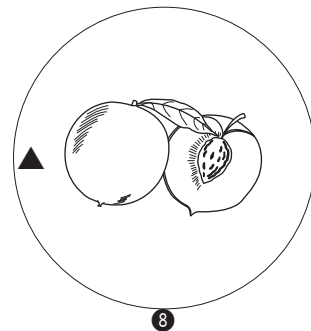
6

  h  



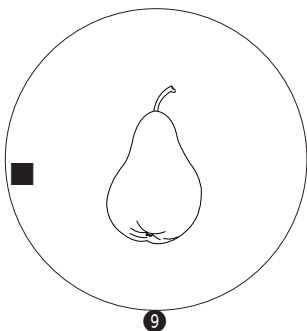
7

  a  



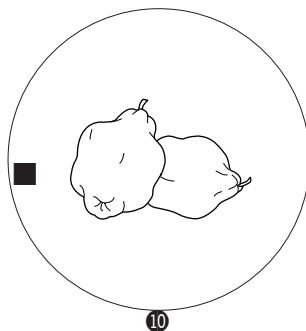
8

  c  



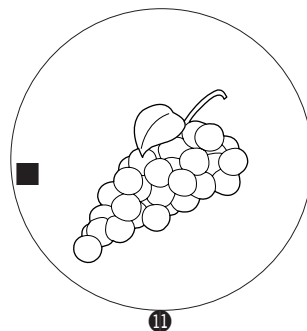
9

  e  



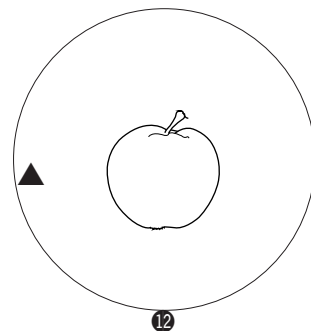
10

  u  



11

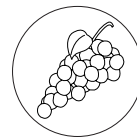
  t  



12

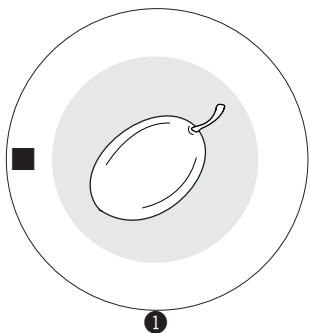
  p

name:	tema:	dem:
sinife:	mêwe	1

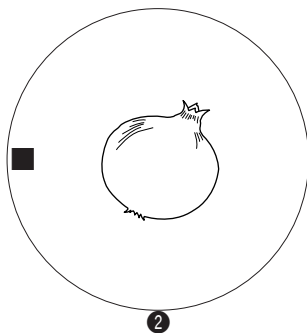


 Nameyanê mêweyî binê nîgaranê înan de bike tamam!

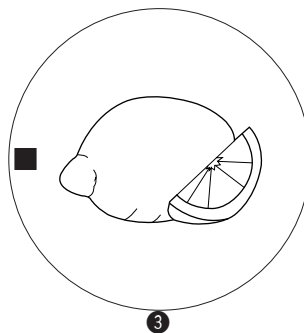
▲ nêrî  
■ makekî




ê r u g e



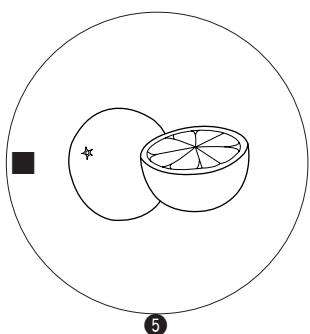
n




y



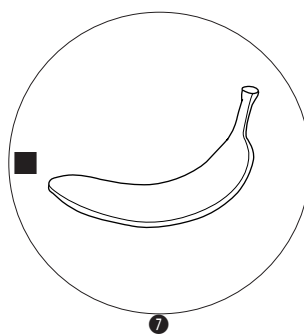
î



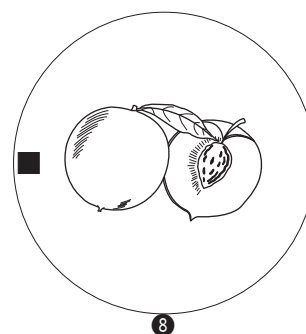
q



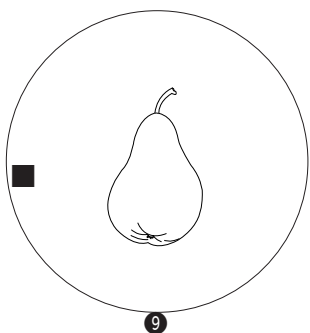
î



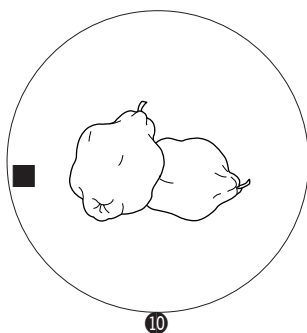
u



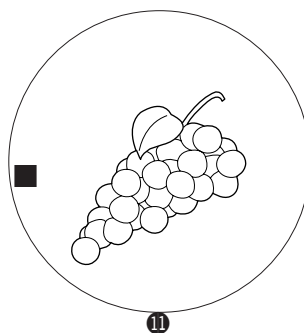
î



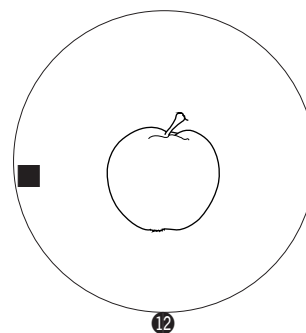
r



e

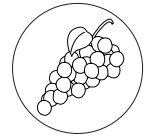



u

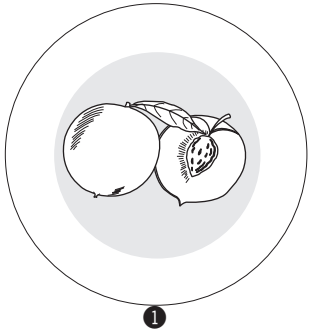
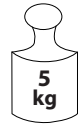


e

Name:	Thema:	Datum:
Klasse:	Obst	1



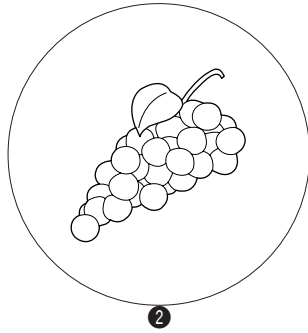
 **Schreibe die Namen des Obstes! Vergiss den Artikel nicht!**  
**Achte auf die Großschreibung der Nomen!**



1

der

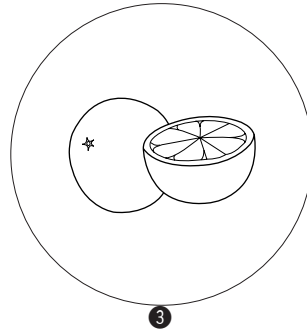
P f i r s i c h



2

der


G r u e n e



3

der

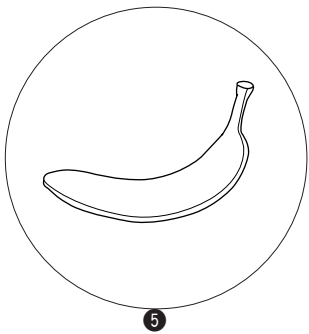
O r a n g e



4

der

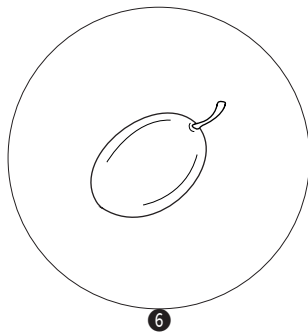
P f i r s i c h



5

der

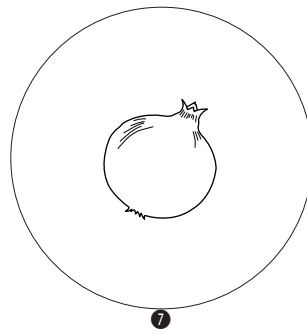
B a n a n e



6

der


K i w i



7

der

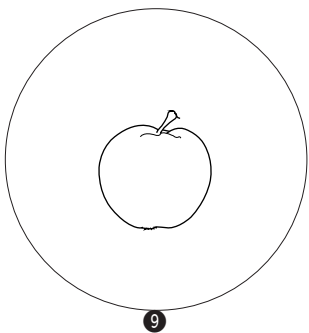
O n i o n



8

der

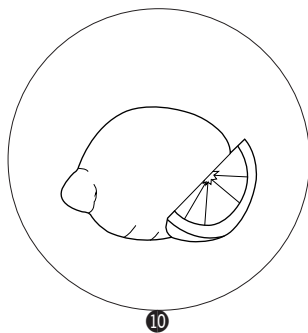
P e p e r



9

der


A p p l e



10

der

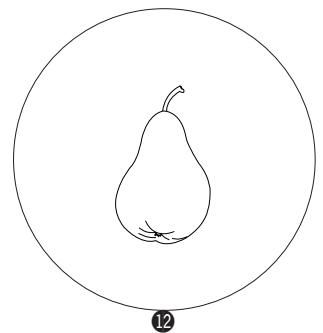
L e m o n e



11

der

C h e r r y

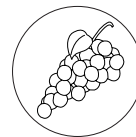


12

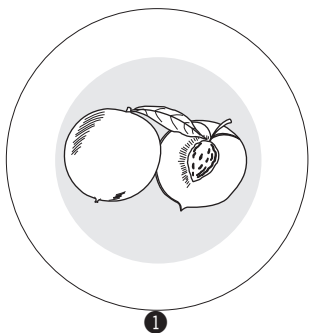
der

P f i r s i c h

name:	tema:	dem:
sinife:	mêwe	1

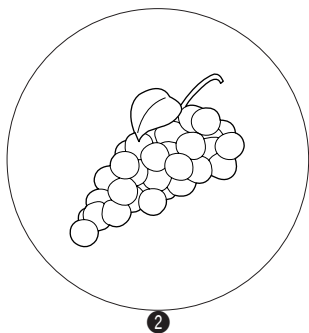


Nameyanê mêweyî binê nîgaranê înan de binivisne!



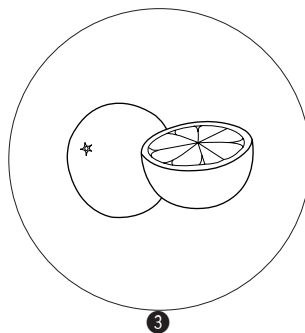
1

ş e f t a l î  
y e




2

□ □ □ □ □



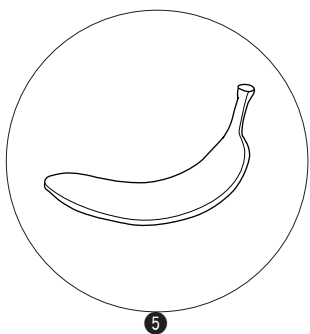
3

□ □ □ □ □ □ □  
□ □



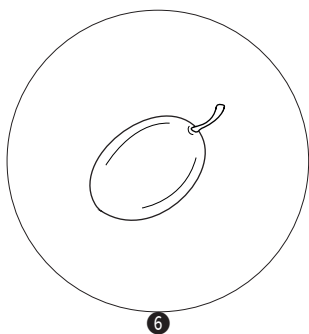
4

□ □ □ □ □ □ □



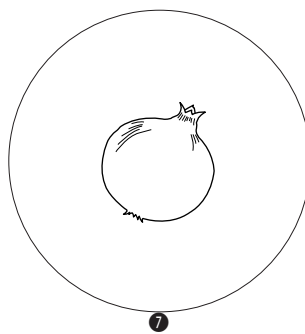
5

□ □ □ □ □




6

□ □ □ □ □ □ □



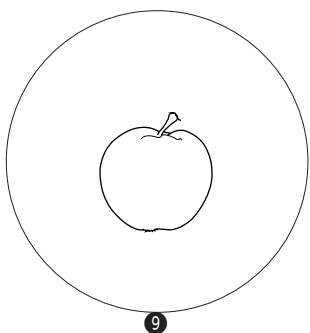
7

□ □ □ □ □ □ □



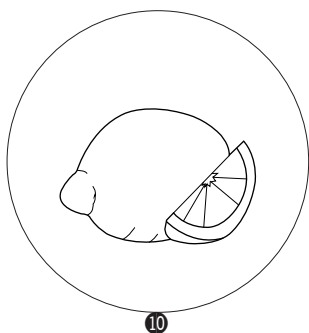
8

□ □ □ □ □ □ □




9

□ □ □ □ □




10

□ □ □ □ □ □ □ □ □



11

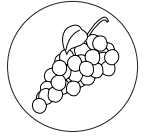
□ □ □ □ □ □ □ □ □



12

□ □ □ □ □ □ □ □ □

Name:	Thema:	Datum:
Klasse:	Obst	1



👁 Löse das Kreuzworträtsel!



1 G R A N A T A P F E L

9

11

2

12

3

10

4

5

6

7

8

1

2

6

10

8

11

9

7

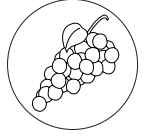
5

12

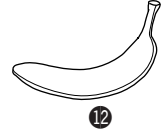

3

The crossword puzzle grid consists of circles representing letters. The top row is filled with the letters G, R, A, N, A, T, A, P, F, E, L. The grid is numbered 1 through 12, with some numbers appearing in multiple positions. Surrounding the grid are 12 numbered illustrations of various fruits: 1. A round fruit with a stem and leaf (apple); 2. Two round fruits on a stem (cherries); 3. A round fruit with a stem and leaf (lemon); 4. A bunch of small round fruits (grapes); 5. A long, curved fruit (banana); 6. A round fruit with a stem and leaf (orange); 7. A pear-shaped fruit (pear); 8. Two round fruits on a stem (peaches); 9. A round fruit with a stem and leaf (apple); 10. A bunch of small round fruits (grapes); 11. Two round fruits on a stem (peaches); 12. A round fruit with a stem and leaf, shown partially cut (lemon).

name:	tema:	dem:
sinife:	mêwe	1



👁️ *Xaçerse bi nameyanê mêweyî bike pir!*



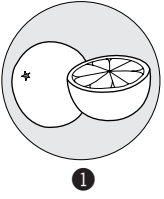
1 p o r t e q a l e



2



3



4



11

5

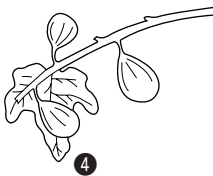
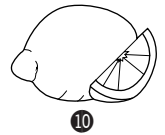
9

12

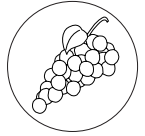


6

7



Name:	Thema:	Datum:
Klasse:	Obst	1



Löse das Kreuzworträtsel!

Ordne den Bildern die Nummern zu!

1 G R A N A T A P F E L

2

3

4

5

6

7

8

9

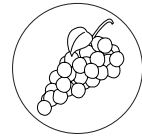
10

11

12

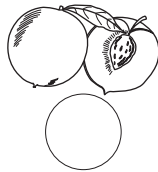
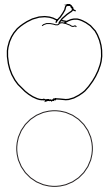


name:	tema:	dem:
sinife:	mêwe	1

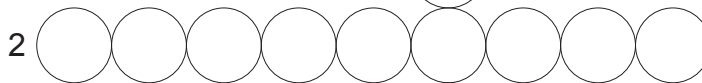


👁️ *Xaçerse bi nameyanê mêweyî bike pir!*

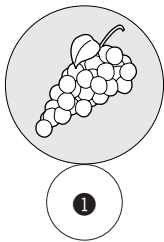
✍️ *Numreyanê nameyan binê nîgaranê înan de zereyê çenberan de binivisne!*




1 e n g u r e



12

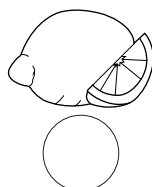
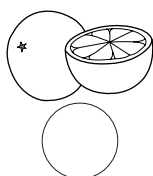

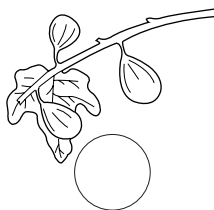


10

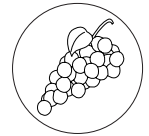



9

11





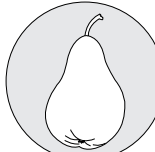



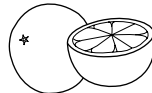

Name:	Thema:	Datum:
Klasse:	Obst	1

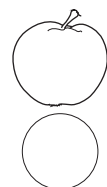
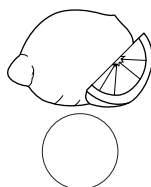
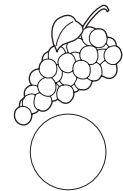
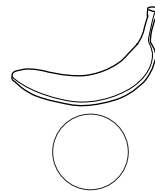




 **Schreibe die Namen des Obstes! Vergiss den Artikel nicht!**  
**Ordne den Bildern die Nummern zu!**  
**Achte auf die Großschreibung der Nomen!**

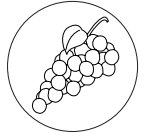
▲ der  
 ■ die  
 ● das




■ ① ieBrn	<u>d</u> <u>i</u> <u>e</u>	<u>B</u> <u>i</u> <u>r</u> <u>n</u> <u>e</u>	
■ 2. emfPalu	— — —	— — — — — <u>m</u> —	
▲ 3. narGtaalfpe	— — —	— — — — — — — <u>a</u> — — — —	
■ 4. renaOg	— — —	— — — — — <u>g</u> —	
▲ 5. fiPicshr	— — —	— — — — — — — <u>i</u> — —	
■ 6. aaBnne	— — —	— — <u>n</u> — — —	
■ 7. uettQi	— — —	— <u>u</u> — — — —	
■ 8. Fgeie	— — —	— — <u>i</u> — —	
■ 9. eriscKh	— — —	— — <u>r</u> — — — —	
■ 10. uebtnWriae	— — —	— — — — — — — — — <u>b</u> —	
■ 11. nertZoi	— — —	— — <u>t</u> — — — —	
▲ 12. fepAl	— — —	— — — — — <u>l</u>	



name:	tema:	dem:
sinife:	mêwe	1



 Nameyanê mêweyî bi herfanê têmîyanan raşt binivisne!  
 Numreyanê nameyan binê nîgaranê înan de zereyê çenberan de binisne!

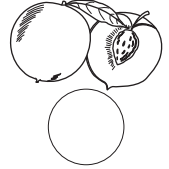
▲ nêrî  
 ■ makekî



 Nameyî bi herfanê rengtarîyan dest kenê ci.

■ ① rymuê

m u r î y e



■ 2. guêre

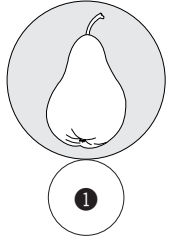
— — — — e

■ 3. eahren

— — n — — —

■ 4. tqaopreel

— — — t — — — — —



■ 5. eleîyfaşt

— — f — — — — —

■ 6. zuem


— — z —

■ 7. eeyb

— — y —

■ 8. jeîêrh

— ê — — — —



■ 9. îglzyae

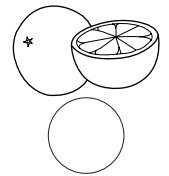
— — l — — — —

■ 10. geunre

— — — — r —

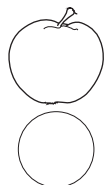
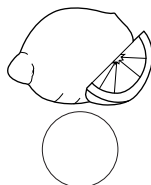

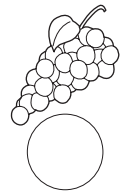
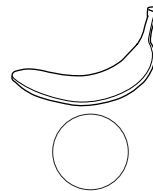

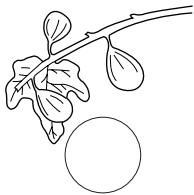
■ 11. eueymIn

— — — — — e

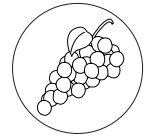


■ 12. yaes

— a — —


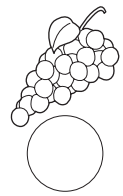

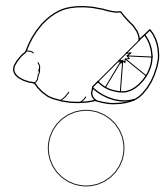
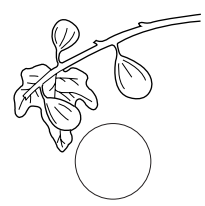
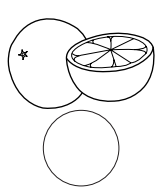


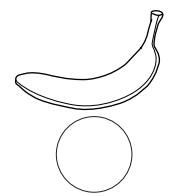
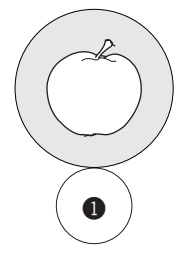


Name:	Thema:	Datum:	
Klasse:	Obst	1	

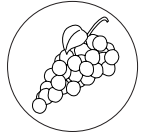


*Schreibe die Namen des Obstes! Vergiss den Artikel nicht!  
 Ordne den Bildern die Nummern zu!  
 Achte auf die Großschreibung der Nomen!*

- 1. eafpl            der    Apfel .....
- 2. baaenn        .....
- 3. rnieb          .....
- 4. reainbtewu    .....
- 5. eegif          .....
- 6. rantaagefpl    .....
- 7. lampefu        .....
- 8. heiskcr        .....
- 9. gareno        .....
- 10. iettuq        .....
- 11. hrsicpif      .....
- 12. reintzo      .....




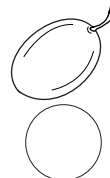
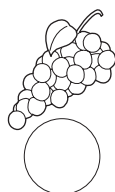
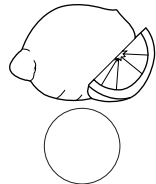
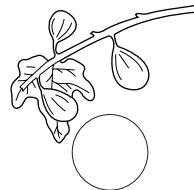
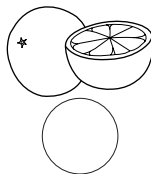
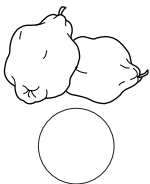

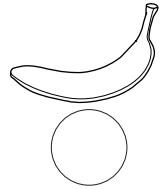
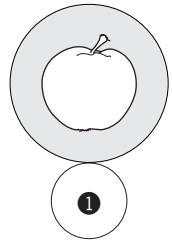
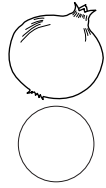
name:	tema:	dem:
sinife:	mêwe	1



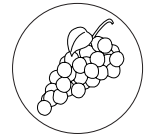
*✎ Nameyanê mêweyî bi herfanê tēmîyanan raşt binivisne!  
Numreyanê nameyan binê nîgaranê înan de zereyê çenberan de binivisne!*



- 1 aesy                    saye .....
2. euzm                    .....
3. ruîmey                    .....
4. nugeer                    .....
5. eêhjîr                    .....
6. eeahrn                    .....
7. urêeg                    .....
8. lîzayeg                    .....
9. oatqeerlp                    .....
10. yeeb                    .....
11. eleyîştfa                    .....
12. yueelmn                    .....

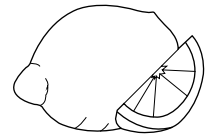
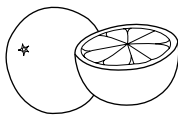

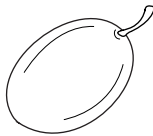


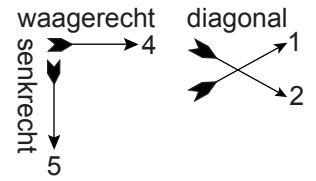


Name:	Thema:	Datum:
Klasse:	Obst	1



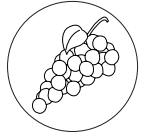
Male die Bilder in verschiedenen Farben aus!

Suche die Namen und markiere sie mit den selben Farben der Bilder!





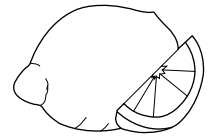
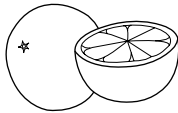

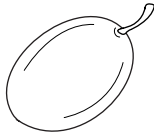

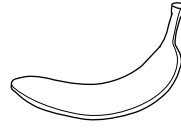
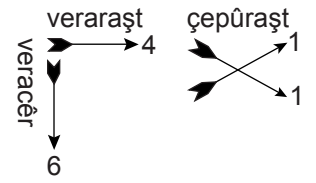
Z	W	G	Ü	B	Q	U	I	T	T	E	J	Z	E	L	E
A	K	Ü	R	B	T	H	W	B	A	N	A	N	E	N	O
Q	P	F	L	A	U	M	E	T	R	S	K	J	O	M	R
P	F	Ö	R	Y	N	H	I	R	F	L	K	R	Z	D	A
R	I	O	X	V	T	A	N	S	B	Q	T	J	Y	L	N
F	R	L	T	U	Z	M	T	Q	L	I	B	I	A	K	G
Q	S	Ö	B	Z	T	H	R	A	Z	J	R	F	P	I	E
A	I	L	T	I	O	E	A	M	P	S	C	N	F	R	U
N	C	O	R	S	R	K	U	W	Ö	F	X	A	E	S	V
O	H	A	T	C	L	N	B	M	Z	L	E	D	L	C	P
L	I	Ü	Z	B	T	L	E	I	M	E	K	L	C	H	W
A	P	B	R	A	F	E	I	G	E	X	U	S	Z	E	M

name:	tema:	dem:
sinife:	mêwe	1



 Nîgaran bi boyaxanê cîyayan birengbne!

 Xaçerpe de nameyan bivîne û înan bi renganê nîgaran birengne!



# Obst [Lösungen]

Übungsblatt 3

1. der Granatapfel
2. die Banane
3. der Apfel
4. die Kirsche
5. die Birne
6. die Pflaume
7. die Weintraube
8. die Zitrone
9. die Orange
10. die Feige
11. der Pfirsich
12. die Quitte

Übungsblatt 4

1. die Orange
2. die Quitte
3. die Kirsche
4. die Zitrone
5. der Apfel
6. die Birne
7. die Weintraube
8. die Pflaume
9. der Granatapfel
10. die Feige
11. der Pfirsich
12. die Banane

Übungsblatt 5

1. die Quitte
2. der Apfel
3. die Weintraube
4. die Banane
5. die Birne
6. der Pfirsich
7. die Feige
8. die Zitrone
9. die Kirsche
10. die Orange
11. der Pflaume
12. der Granatapfel

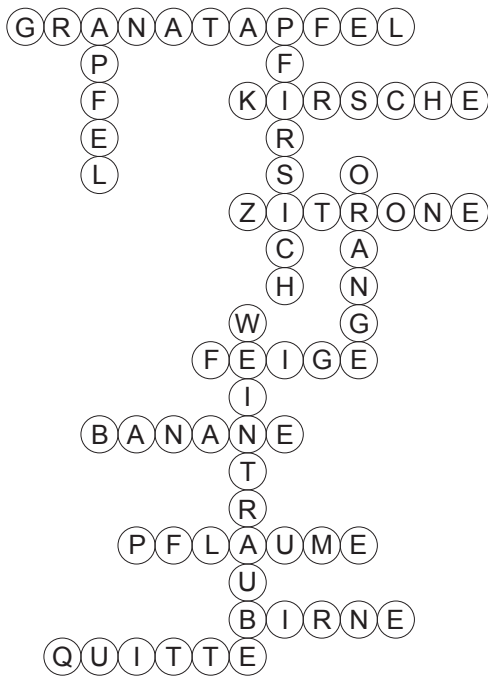
Übungsblatt 6

1. die Pflaume
2. der Granatapfel
3. die Zitrone
4. die Feige
5. die Orange
6. die Kirsche
7. die Banane
8. der Pfirsich
9. die Birne
10. die Quitte
11. die Weintraube
12. der Apfel

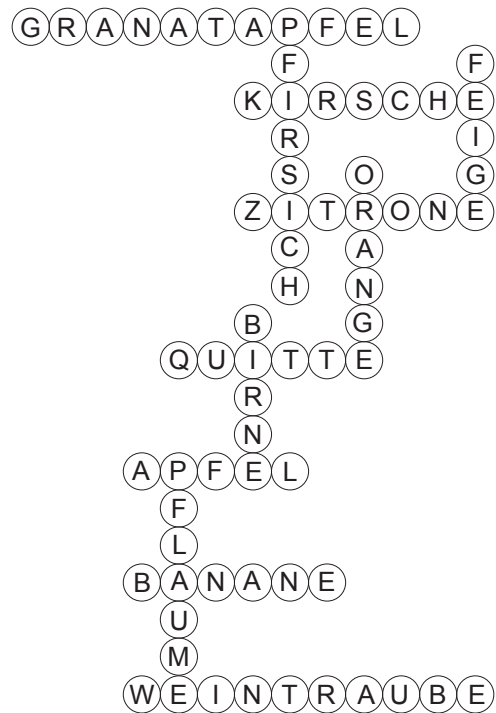
Übungsblatt 7

1. der Pfirsich
2. die Weintraube
3. die Zitrone
4. die Feige
5. die Banane
6. die Pflaume
7. der Granatapfel
8. die Quitte
9. der Apfel
10. die Zitrone
11. die Kirsche
12. die Birne

Übungsblatt 8



Übungsblatt 8



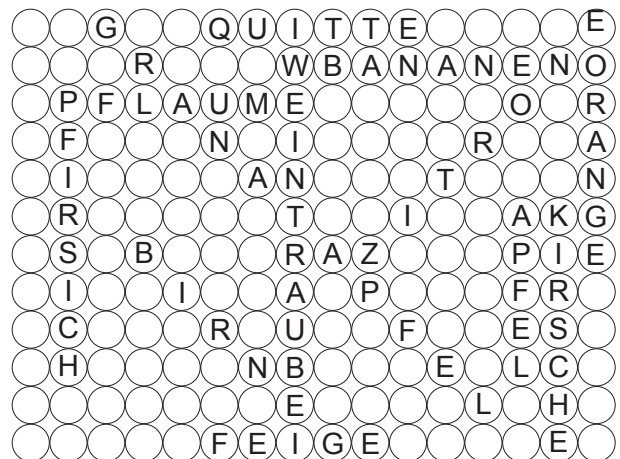
Übungsblatt 10

1. die Birne
2. die Pflaume
3. der Granatapfel
4. die Orange
5. der Pfirsich
6. die Banane
7. die Quitte
8. die Feige
9. die Kirsche
10. die Weintraube
11. die Zitrone
12. der Apfel

Übungsblatt 11

1. der Apfel
2. die Banane
3. die Birne
4. die Weintraube
5. die Feige
6. der Granatapfel
7. die Pflaume
8. die Kirsche
9. die Orange
10. die Quitte
11. der Pfirsich
12. die Zitrone

Übungsblatt 12





# mêwe [cewabî]

rîpela banderîye 3

1. henare (m)
2. muze (m)
3. saye (m)
4. gîlyaze (m)
5. murîye (m)
6. êruge (m)
7. engure (m)
8. leymune (m)
9. porteqale (m)
10. hêjîre (m)
11. şeftalîye (m)
12. beye (m)

rîpela banderîyet 4

1. porteqale (m)
2. beye (m)
3. gîlyaze (m)
4. leymune (m)
5. saye (m)
6. murîye (m)
7. engure (m)
8. êruge (m)
9. henare (m)
10. hêjîre (m)
11. şeftalîye (m)
12. muze (m) (m)

rîpela banderîye 5

1. beye (m)
2. saye (m)
3. engure (m)
4. muze (m)
5. murîye (m)
6. şeftalîye (m)
7. hêjîre (m)
8. leymune (m)
9. gîlyaze (m)
10. porteqale (m)
11. êruge (m)
12. henare (m)

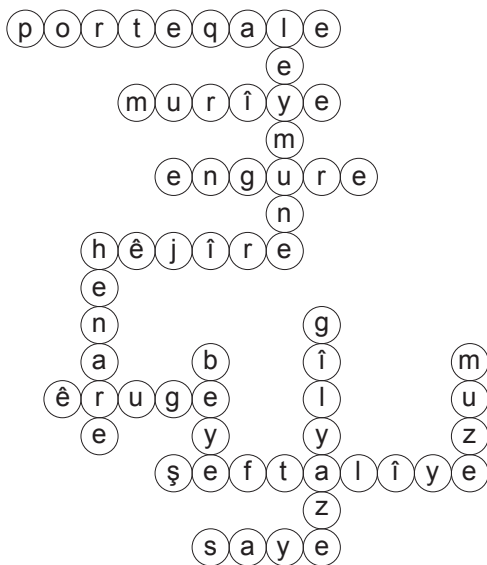
rîpela banderîye 6

1. êruge (m)
2. henare (m)
3. leymune (m)
4. hêjîre (m)
5. porteqale (m)
6. gîlyaze (m)
7. muze (m)
8. şeftalîye (m)
9. murîye (m)
10. beye (m)
11. engure (m)
12. saye (m)

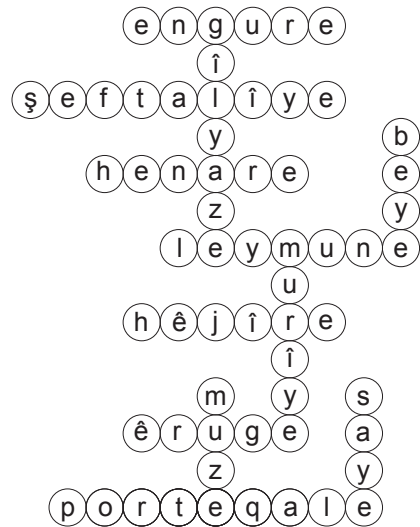
rîpela banderîye7

1. şeftalîye (m)
2. engure (m)
3. porteqale (m)
4. hêjîre (m)
5. muze (m)
6. êruge (m)
7. henare (m)
8. beye (m)
9. saye (m)
10. leymune (m)
11. gilyaze (m)
12. murîye (m)

rîpela banderîye 8



rîpela banderîye 9




rîpela banderîye 10

1. murîye (m)
2. êruge (m)
3. henare (m)
4. porteqale (m)
5. şeftalîye (m)
6. muze (m)
7. beye (m)
8. hêjîre (m)
9. gîlyaze (m)
10. engure (m)
11. leymune (m)
12. saye (m)

rîpela banderîye 11

1. saye (m)
2. muze (m)
3. murîye (m)
4. engure (m)
5. hêjîre (m)
6. henare (m)
7. êruge (m)
8. gîlyaze (m)
9. porteqale (m)
10. beye (m)
11. şeftalîye (m)
12. leymune (m)

rîpela banderîye 12



# Wortschatz - xiznaya çekuyan

<u>Deutsch:</u>	<u>Kirmanckî:</u>	<u>vatişê binî:</u>	<u>Kurmanckî:</u>
Apfel, der	saye (m)	soye	sêv
Banane, die	muze (m)	muz	muz
Birne, die	murîye (m)	murî, muroy, muru, murvî	hermî
Erlebnis, das	tecrube (n)	desinayîş	serpêhatî
Feige, die	hêjîre (m)	encil, encîl, encîle, encîr	hêjîr
Grad, der	derece (n)	dereca	rade
Granatapfel, der	henare (m)	nare	hinar
Kirsche, die	gîlyaze (m)	gilyaze, gîlyas	gelyaz
Klasse, die	sinife (m)		pol
Konzentration, die	konsantrasîyon (n)	bal, dîqet	baldan
Lehrer, der	malim (n)	musnedar	dersdar
Material, das	materîyal (n)	hacêt, hacete	daring, malzeme
Möglichkeit, die	îmkan (n)	îmkun	gengazî
Methode, die	metod (n)	şewe, tore, qeyde	şêwe
Obst, das	mêwe (n)	mêwi, meywa, meywe	mêwe, meywe, fêkî
Orange, die	porteqale (m)	porteqal	portakal
Pfirsich, der	şeftalîye (m)	xoxe, xox	şeftalî, xox
Pflaume, die	êruge (m)	eruge, heruge	alû
Quitte, die	beye (m)	behoke, bîyoke, ewya, heywa	bihok
Schatz, der	xizna (m)	xezîna, xezna	gencîne
Schule, die	mekteb (n)	mektev, nusnegah	dibistan
Stufe, die	derece (n)	dereca	rade
Unterricht, der	derse (m)	ders	wane
Übung, die	banderîye (n)	banderê	hîndarî, rahên
Weintraube, die	engure (m)	engur, engûr, engurî, hengure, hengurî, tîrî	tîrî
Wort, das	çekuye (m)	qesa, qisa	peyv
Zitrone, die	leymune (m)	leymuni	leymun
	name (n)	nome, nume	
	nîgar (n)	resim, resm	
	tema (n)	bas, behs, babet, babete	
	dem (n)	zaman, waxt, wext	
	hetkarîye (m)	ardim, yarmetîye	
	çerçewe (n)	çerçewa	
	humare (m)	amore	
	zere (n)	zer, mîyan, werte	
	çembere (m)	çembere, xeleke, dayre, dayîre	
	boyax (n)	boye	
	veraraşt	verarast, verardkî, viradkî	
	veracêr	vecêr, seracêr, devacêr, acêr, vor de	
	çepûraşt		
	(n) : nêrî		
	(m): makî, makekî		



ISBN: 978-3-944927-07-7